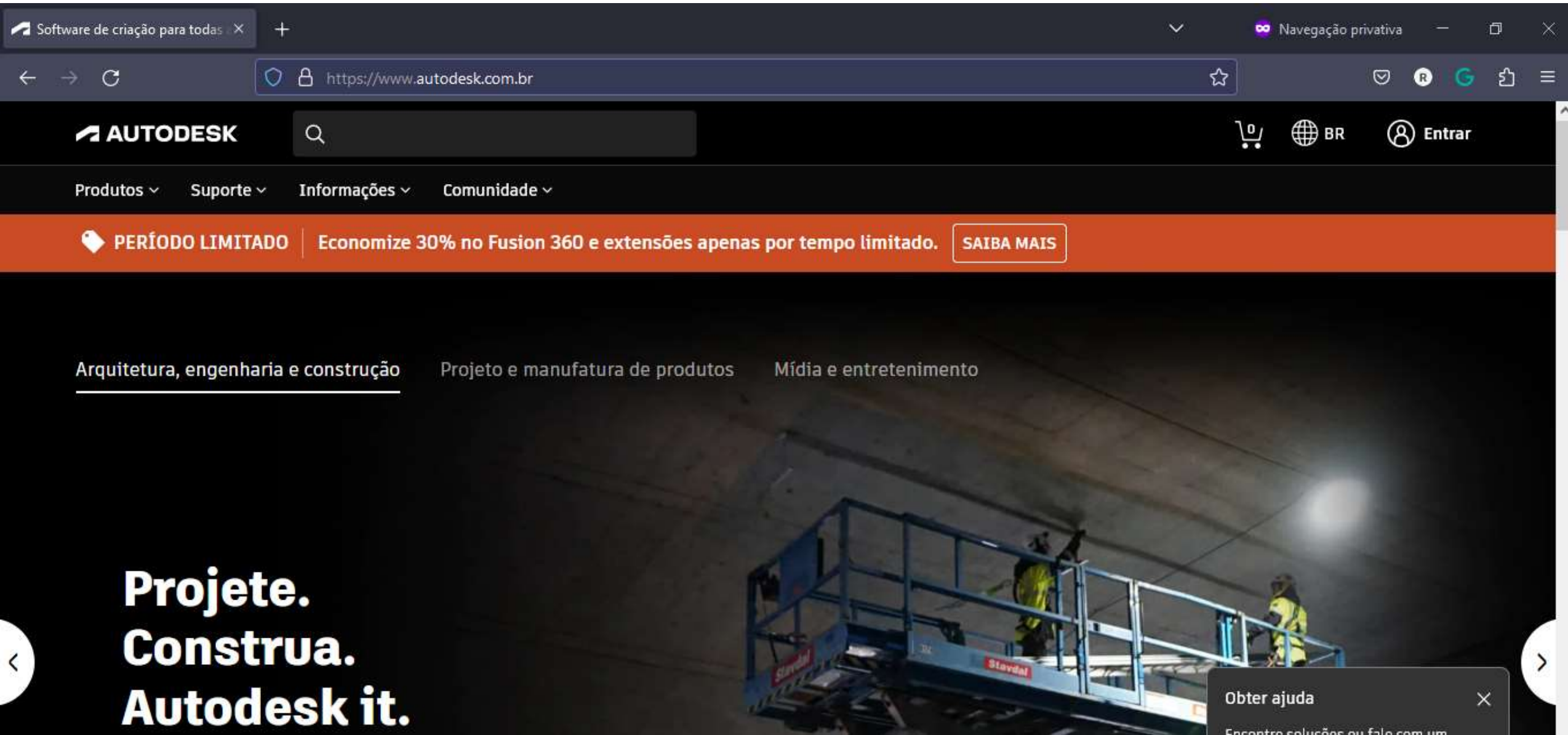


The Autodesk logo is a stylized letter 'A' composed of three overlapping, 3D-looking shapes. The top-left shape is a dark green triangle pointing downwards. The top-right shape is a blue triangle pointing downwards. The bottom shape is a teal triangle pointing upwards. The text 'Como conseguir acesso a produtos educacionais' is overlaid in white, bold, sans-serif font across the center of the logo.

**Como conseguir acesso a  
produtos educacionais**

**AUTODESK.**

Ir para o site: <https://www.autodesk.com.br/>



The image shows a browser window displaying the Autodesk website. The browser's address bar shows the URL <https://www.autodesk.com.br>. The website header features the Autodesk logo on the left, a search bar, and navigation links for 'Produtos', 'Suporte', 'Informações', and 'Comunidade' on the right. A prominent orange banner across the middle of the page reads 'PERÍODO LIMITADO | Economize 30% no Fusion 360 e extensões apenas por tempo limitado.' with a 'SAIBA MAIS' button. Below the banner, there are three category links: 'Arquitetura, engenharia e construção' (underlined), 'Projeto e manufatura de produtos', and 'Mídia e entretenimento'. The main content area features a large background image of construction workers on a blue scissor lift. In the bottom left corner, the text 'Projete. Construa. Autodesk it.' is displayed. In the bottom right corner, a small 'Obter ajuda' (Get help) popup is visible.

Software de criação para todas

Navegação privada

Software de criação para todas

Autodesk

Produtos ▾ Suporte ▾ Informações ▾ Comunidade ▾

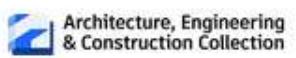
PERÍODO LIMITADO | Economize 30% no Fusion 360 e extensões apenas por tempo limitado. SAIBA MAIS

Arquitetura, engenharia e construção Projeto e manufatura de produtos Mídia e entretenimento

Projete.  
Construa.  
Autodesk it.

Obter ajuda

### Arquitetura, engenharia e construção




Ferramentas de BIM integradas, incluindo Revit, AutoCAD e Civil 3D

### Projeto e manufatura de produtos



Ferramentas CAD/CAM profissionais, desenvolvidas com base no Inventor e no AutoCAD

### Mídia e entretenimento



Ferramentas para criação de conteúdo de entretenimento, incluindo 3ds Max e Maya

Iniciar versão de avaliação

Fazer download de seu software

Fazer download dos visualizadores de arquivos

**Découvrir**

Soluções para a indústria

Acesso educacional

**Como comprar**

Escolher seu plano

Comprar com a Autodesk

Ofertas especiais

Compre por telefone:  
0800-892-0852

### Produtos principais

- AutoCAD
- Revit
- Civil 3D
- AutoCAD LT
- Autodesk Construction Cloud (inglês)


### Produtos principais

- Inventor
- AutoCAD
- Alias

### Produtos principais

- 3ds Max
- Maya
- Arnold
- Mudbox
- ShotGrid

Ver todos os produtos >





# COMUNIDADE EDUCACIONAL PROJETE O SEU FUTURO

Na Autodesk, capacitamos estudantes, educadores e eternos aprendizes para que desenvolvam hoje as habilidades necessárias para ajudar a resolver os desafios mais prementes de projeto e engenharia do futuro. Com nosso amplo portfólio em projeto e tecnologia de fabricação, recursos e comunidade, buscamos apoiar aprendizes em todos os lugares para que tenham carreiras expressivas e impactem o planeta de forma positiva e duradoura.

ASSISTIR AO VÍDEO (1:09 min) ▶

➔ OBTER PRODUTOS



Aplicativo simples para projeto e impressão 3D

Plataforma: 

**Introdução** >

Acesso ao software ou ao navegador

Software CAD, CAM, CAE e PCB na nuvem. Continue para acessar e, em seguida, instale o Fusion 360 (vários idiomas disponíveis) ou execute o Fusion 360 em [fusion.online.autodesk.com](https://fusion.online.autodesk.com)

Plataforma:  

**Introdução** >

Planeje, projete, construa e gerencie edifícios com poderosas ferramentas de modelagem de informações de construção (BIM).

Plataforma: 

**Introdução** >

Revit Generative Design

Observação: Exige instalação do Autodesk Revit 2021.

Gere rapidamente alternativas de projeto com base em suas metas, restrições e entradas para fornecer opções de maior desempenho para a tomada de decisões guiada por dados.

Plataforma: 

**Introdução** >

**A** AutoCAD

Software para CAD 2D e 3D.

Inclui acesso ao AutoCAD Architecture, Electrical, Mechanical, Map3D, MEP, Plant 3D e AutoCAD Raster Design.

Plataforma: 

**Introdução** >

**A** AutoCAD for Mac

Software para CAD 2D e 3D

Plataforma: 

**Introdução** >

**A** AutoCAD Web

Desenhe, anote e adicione dados de campo aos desenhos on-line usando seu navegador da web ou dispositivos móveis. Acesse e edite arquivos DWG e colabore rapidamente com usuários do AutoCAD em projetos.

Plataforma:

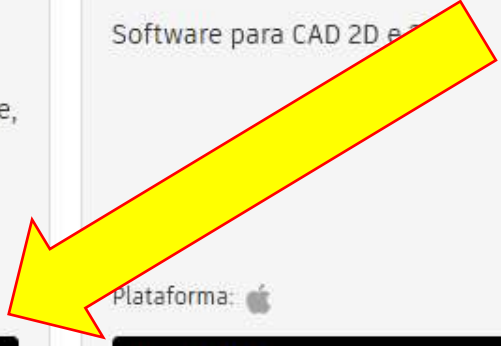
**Introdução** >

**I** Inventor Professional

Ferramentas profissionais de projeto e engenharia de produtos para projetos mecânicos em 3D, simulação, visualização e documentação

Plataforma: 

**Introdução** >



# Obter acesso educacional



Função educacional

Função educacional ∨

**AVANÇAR**

VOCÊ JÁ POSSUI UMA CONTA? [ENTRAR](#)

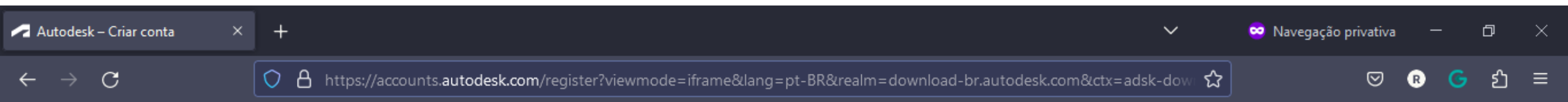
# Obter acesso educacional

Função educacional

Função educacional ^

- Estudante
- Educador
- Administrador de TI da escola
- Mentor da concorrência de projeto

# Utilize e-mail institucional



## Criar conta



Nome

Sobrenome

E-mail

Confirmar e-mail

Senha

Eu concordo com os [Autodesk Termos de uso](#) e aceito a [Declaração de privacidade](#).

**CRIAR CONTA**




# Verifique seu e-mail

Verify your Autodesk account - Message (HTML)

File Message Help Acrobat Tell me what you want to do

Delete Archive Move Reply Reply All Forward Move to: Mark Unread Categorize Follow Up Assign Policy Transf

## Verify your Autodesk account

 Autodesk <noreply@autodesk.com>  
To: Todd Smith

ⓘ If there are problems with how this message is displayed, click here to view it in a web browser.  
Click here to download pictures. To help protect your privacy, Outlook prevented automatic download of some pictures in this message.

---

Hi,

Please complete your Autodesk account ( [tsmith@yopmail.com](mailto:tsmith@yopmail.com) ) by confirming your email address.

[VERIFY EMAIL](#)

If the link above doesn't work, copy and paste this URL in your browser:

<https://accounts-staging.autodesk.com:443/user/verifyemail/ae661d6180a8e29110aa756464efd7929a71fe59>

© 2000 Autodesk, Inc. All rights reserved.  
Autodesk, Inc. 111 McInnis Parkway San Rafael, CA 94903

## Account verified


This single account gives you access to all your  
Autodesk products



- Thank you for your interest in Autodesk. Check this box to receive electronic messages (including marketing e-mails at the address you provided) from Autodesk, including on emerging trends, events, solutions and exclusive opportunities. Autodesk will personalize the content we send you based on how you interact with our messages. You are in control. [Manage your preference](#) or [unsubscribe at anytime](#). [View Autodesk's contact information and privacy statement](#).

DONE

Agora é necessário completar o perfil educacional. Coloque o nome da instituição (Instituto Federal de São Paulo), o tipo de curso (Técnico ou graduação). Mês e ano de entrada e mês e ano de previsão de conclusão do curso.

Just one more step 

Tell us about your educational institution and how you plan to use your free software.

Name of educational institution

Area of study

Architecture, Engineering & Construction

Media & Entertainment

Product Design & Manufacturing

Others

Enrolled from

Month  Year

Graduate in

Month  Year

**NEXT**

## Check your information below is correct, then click Confirm eligibility



Something is not quite right

We were unable to verify your eligibility to access Autodesk Education benefits. Please try again or proceed to verify by **uploading** a copy of documentation issued to you by your educational institution as proof that you are enrolled or employed at a Qualified Educational Institution.

All fields must be accurately completed to verify your eligibility to access Autodesk Education benefits. Thank you for helping us provide Autodesk tools for legitimate educational use around the globe.

### Email

tsmith@yopmail.com

Wrong email address? [Update address](#)

### First name

Todd

### Last name

Smith

### Country or region of your educational institution

United States



### Institution type

University/Post-Secondary



### Name of educational institution

Asd Program (Saint Peter, MN)

## Additional documentation needed

Please upload a copy of documentation issued to you by your educational institution (e.g. tuition receipt or student ID, employee ID) as proof that you attend, teach or are employed at a Qualified Educational Institution

You have 14 days to upload your documentation

The document must include:

1. Your full legal name ( Todd Smith )  
*Note: The name on the document you submit must match this.*
2. The name of the educational institution at which you are enrolled or employed (Asd Program (Saint Peter, MN))  
*Note: The school name on the document you submit must match this.*
3. A date within the current school term.

Preferred documents include:

- Transcript
- School-issued confirmation letter
- A copy of your student ID (photo ID not required)

Supported file types: JPEG, PDF, PNG, GIF

Drag documents here, or browse

NOTE: If your uploaded document is too fuzzy to read, does not show your full and legal name, or shows a name different from the one you used for this Autodesk account, you will not be able to finalize the verification process. Please do not include any confidential information in the document you upload, such as social security numbers or banking details. Please ensure any sensitive information is blacked out before you upload your document.

SUBMIT

Cancel

Verification services powered by SheerID [SheerID FAQs](#)

## Examples of preferred documents



**School Transcript**  
Transcript with full name of student, school name, and date



**School-issued confirmation letter**  
School letterhead with full name of student or faculty member, school name, and date



## Thank you

The process to verify your eligibility to access Autodesk Educational licenses has now started. The verification process can take up to 48 hours to complete. Please check your email for next steps. Also be sure to check your junk/ spam folder

---

CLOSE

Verification services powered by SheerID [SheerID FAQs](#)

Your information will be transferred to the United States and will be treated according to [SheerID's privacy policy](#).

Em até 48 horas  
você receberá um e-mail para ter acesso aos produtos válidos por 1 ano e que podem ser prorrogados desde que o vínculo com a instituição de ensino permaneça.

Click [here](#) to view this email in your web browser.



**AUTODESK.** Make anything

# EDUCATION ACCESS

Welcome, Todd!

You're eligible for free one-year educational access to Autodesk products through the Autodesk Education Community. Your access is valid through July 31, 2021, and you'll have the opportunity to renew if you are eligible.

To use any of the available products, visit the [Autodesk Education Community](#) and click "Get Product." Now—let's start designing and making.

[GET PRODUCTS](#) >

Not sure where to start? Check out the [Autodesk Design Academy](#) to access resources and tutorials and see what others are building with Autodesk. And if you need help or have questions about your educational access, [Education Support](#) is always available.

Best,  
Autodesk

Com o cadastro também é possível utilizar o AutoCAD Web em qualquer navegador, basta ir em:

<https://web.autocad.com>

E fazer o login



**Layers**

- Prop. \_Annotations
- 0
- 00 REFERENCE
- 01 VIEWPORTS**
- 10 WALLS
- 11 FACING
- 12 HATCH
- 15 DOORS
- 20 ELECTRICAL
- 30 FIXTURES
- 31 APPLIANCES
- + New layer

**Layer Properties**

Name: 01 VIEWPORTS

Linetype: CONTINUOUS

Lineweight: Default

Draw Annotate Modify

